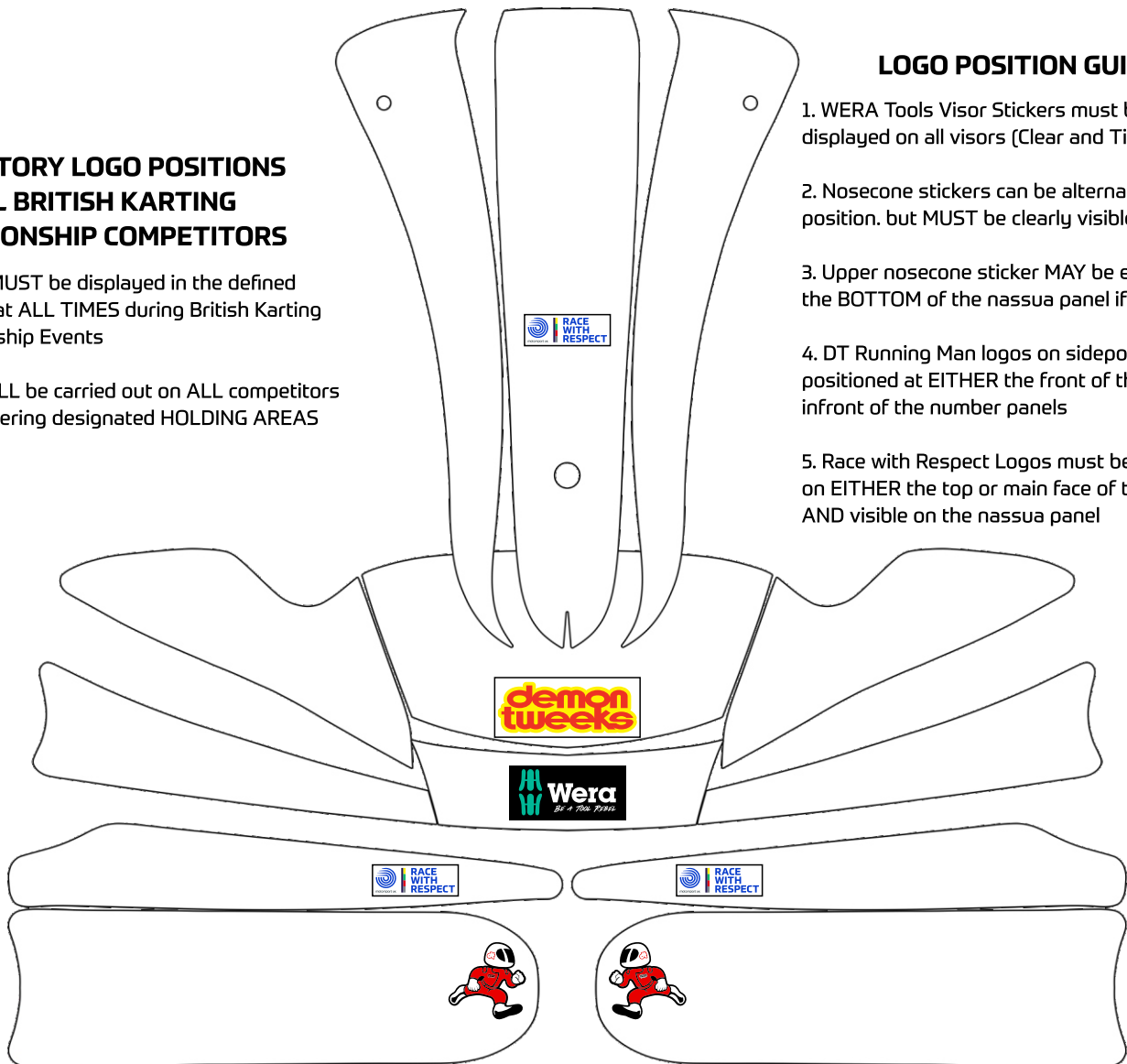


* EXAMPLE LOGO POSITIONS FOR CADET BODYWORK

MANDATORY LOGO POSITIONS FOR ALL BRITISH KARTING CHAMPIONSHIP COMPETITORS

All logos MUST be displayed in the defined positions at ALL TIMES during British Karting Championship Events

Checks WILL be carried out on ALL competitors before entering designated HOLDING AREAS



LOGO POSITION GUIDELINES

1. WERA Tools Visor Stickers must be displayed on all visors (Clear and Tinted)
2. Nosecone stickers can be alternated in position. but MUST be clearly visible
3. Upper nosecone sticker MAY be elevated to the BOTTOM of the nassua panel if required
4. DT Running Man logos on sidepods must be positioned at EITHER the front of the pods, or in front of the number panels
5. Race with Respect Logos must be displayed on EITHER the top or main face of the pods AND visible on the nassua panel

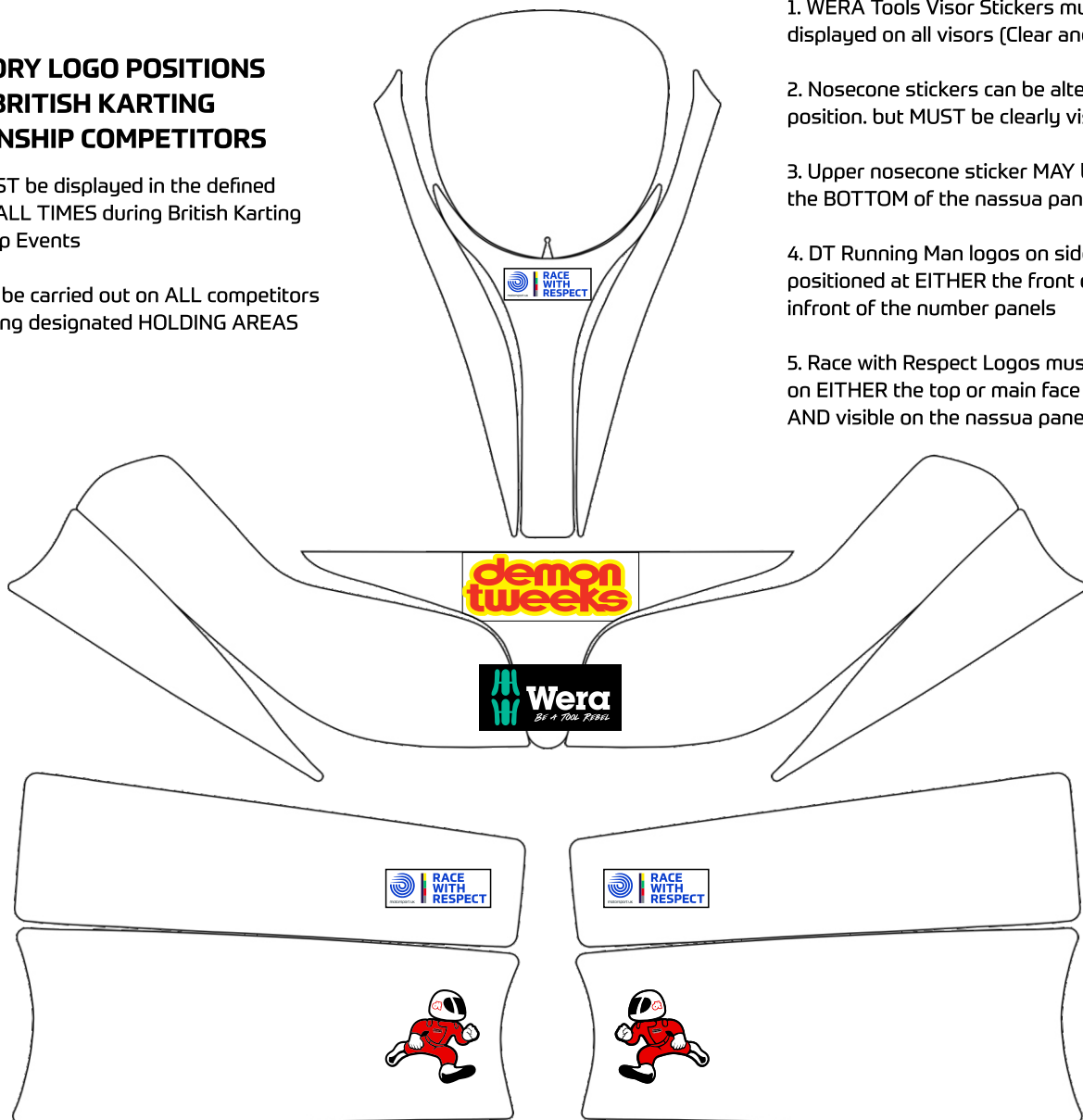
*** ALL MANDATORY STICKERS WILL BE SUPPLIED AT THE RACE CENTRE**

* EXAMPLE LOGO POSITIONS FOR BAMBINO BODYWORK

MANDATORY LOGO POSITIONS FOR ALL BRITISH KARTING CHAMPIONSHIP COMPETITORS

All logos MUST be displayed in the defined positions at ALL TIMES during British Karting Championship Events

Checks WILL be carried out on ALL competitors before entering designated HOLDING AREAS



LOGO POSITION GUIDELINES

1. WERA Tools Visor Stickers must be displayed on all visors (Clear and Tinted)
2. Nosecone stickers can be alternated in position. but MUST be clearly visible
3. Upper nosecone sticker MAY be elevated to the BOTTOM of the nassua panel if required
4. DT Running Man logos on sidepods must be positioned at EITHER the front of the pods, or in front of the number panels
5. Race with Respect Logos must be displayed on EITHER the top or main face of the pods AND visible on the nassua panel

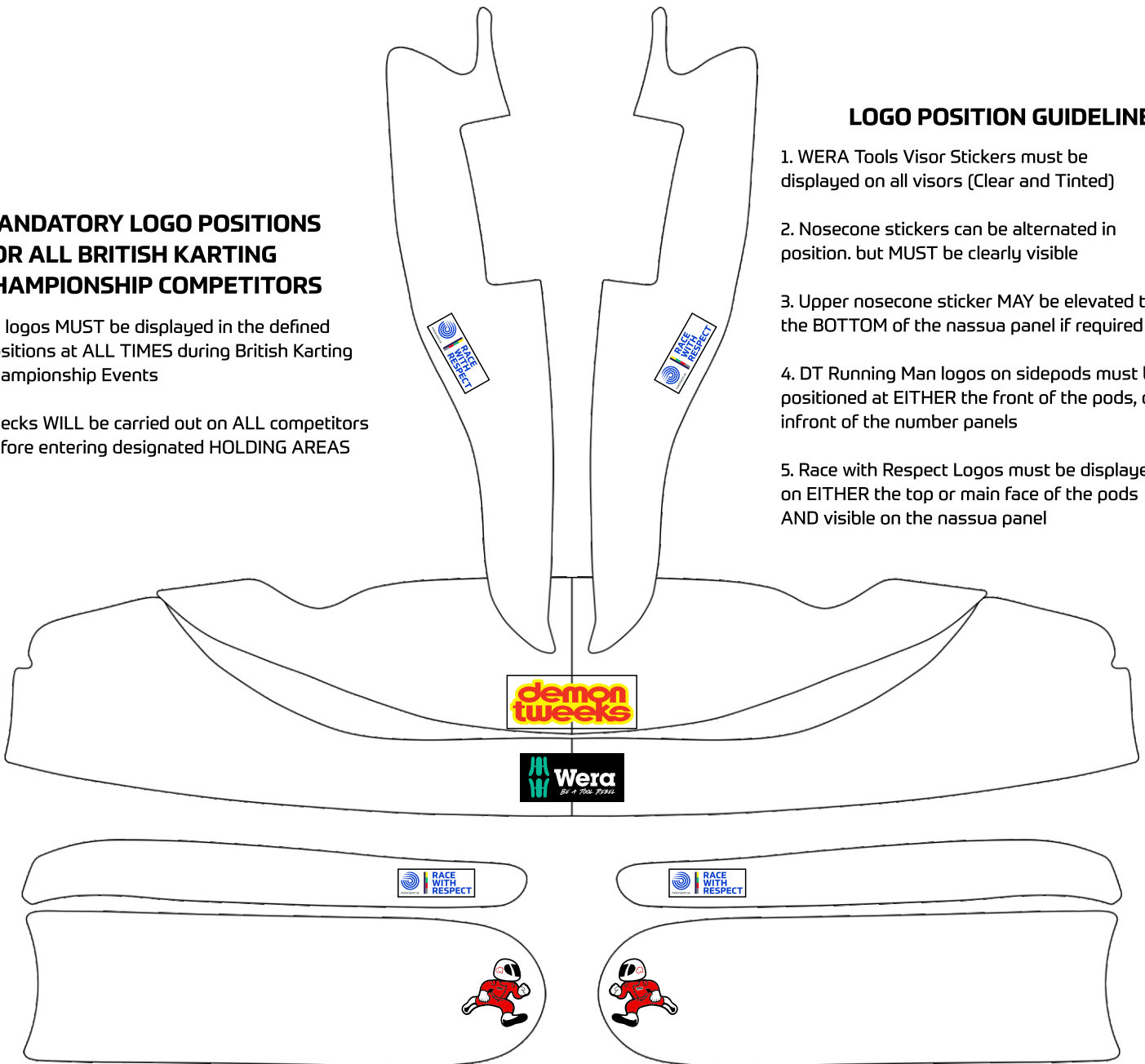
*** ALL MANDATORY STICKERS WILL BE SUPPLIED AT THE RACE CENTRE**

* EXAMPLE LOGO POSITIONS FOR OTK JUNIOR / SENIOR BODYWORK

MANDATORY LOGO POSITIONS FOR ALL BRITISH KARTING CHAMPIONSHIP COMPETITORS

All logos MUST be displayed in the defined positions at ALL TIMES during British Karting Championship Events

Checks WILL be carried out on ALL competitors before entering designated HOLDING AREAS



LOGO POSITION GUIDELINES

1. WERA Tools Visor Stickers must be displayed on all visors (Clear and Tinted)
2. Nosecone stickers can be alternated in position. but MUST be clearly visible
3. Upper nosecone sticker MAY be elevated to the BOTTOM of the nassua panel if required
4. DT Running Man logos on sidepods must be positioned at EITHER the front of the pods, or in front of the number panels
5. Race with Respect Logos must be displayed on EITHER the top or main face of the pods AND visible on the nassua panel

* ALL MANDATORY STICKERS WILL BE SUPPLIED AT THE RACE CENTRE

* EXAMPLE LOGO POSITIONS FOR KG JUNIOR / SENIOR BODYWORK

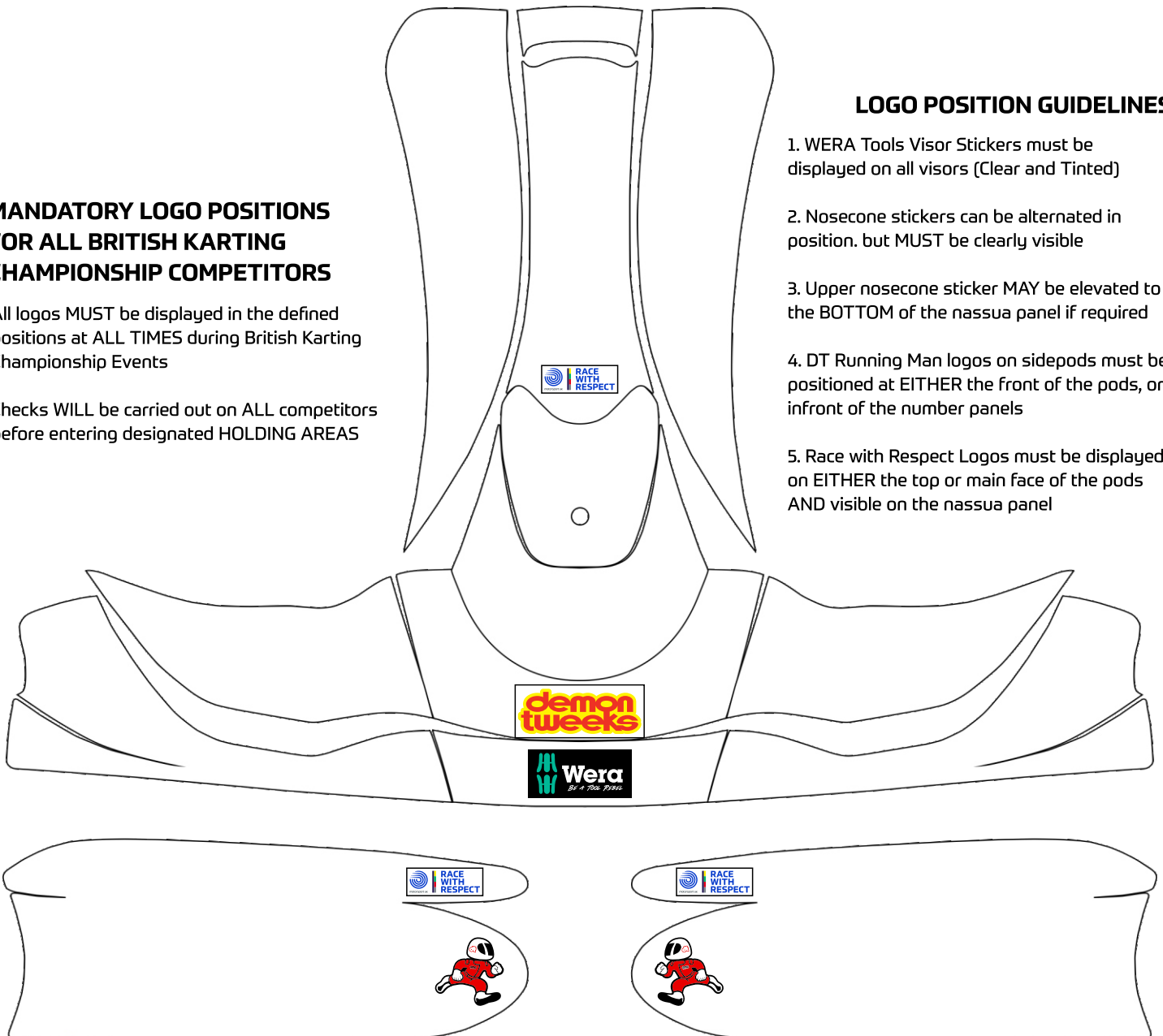
MANDATORY LOGO POSITIONS FOR ALL BRITISH KARTING CHAMPIONSHIP COMPETITORS

All logos MUST be displayed in the defined positions at ALL TIMES during British Karting Championship Events

Checks WILL be carried out on ALL competitors before entering designated HOLDING AREAS

LOGO POSITION GUIDELINES

1. WERA Tools Visor Stickers must be displayed on all visors (Clear and Tinted)
2. Nosecone stickers can be alternated in position. but MUST be clearly visible
3. Upper nosecone sticker MAY be elevated to the BOTTOM of the nassua panel if required
4. DT Running Man logos on sidepods must be positioned at EITHER the front of the pods, or in front of the number panels
5. Race with Respect Logos must be displayed on EITHER the top or main face of the pods AND visible on the nassua panel



*** ALL MANDATORY STICKERS WILL BE SUPPLIED AT THE RACE CENTRE**

* EXAMPLE LOGO POSITIONS FOR PAROLIN JUNIOR / SENIOR BODYWORK

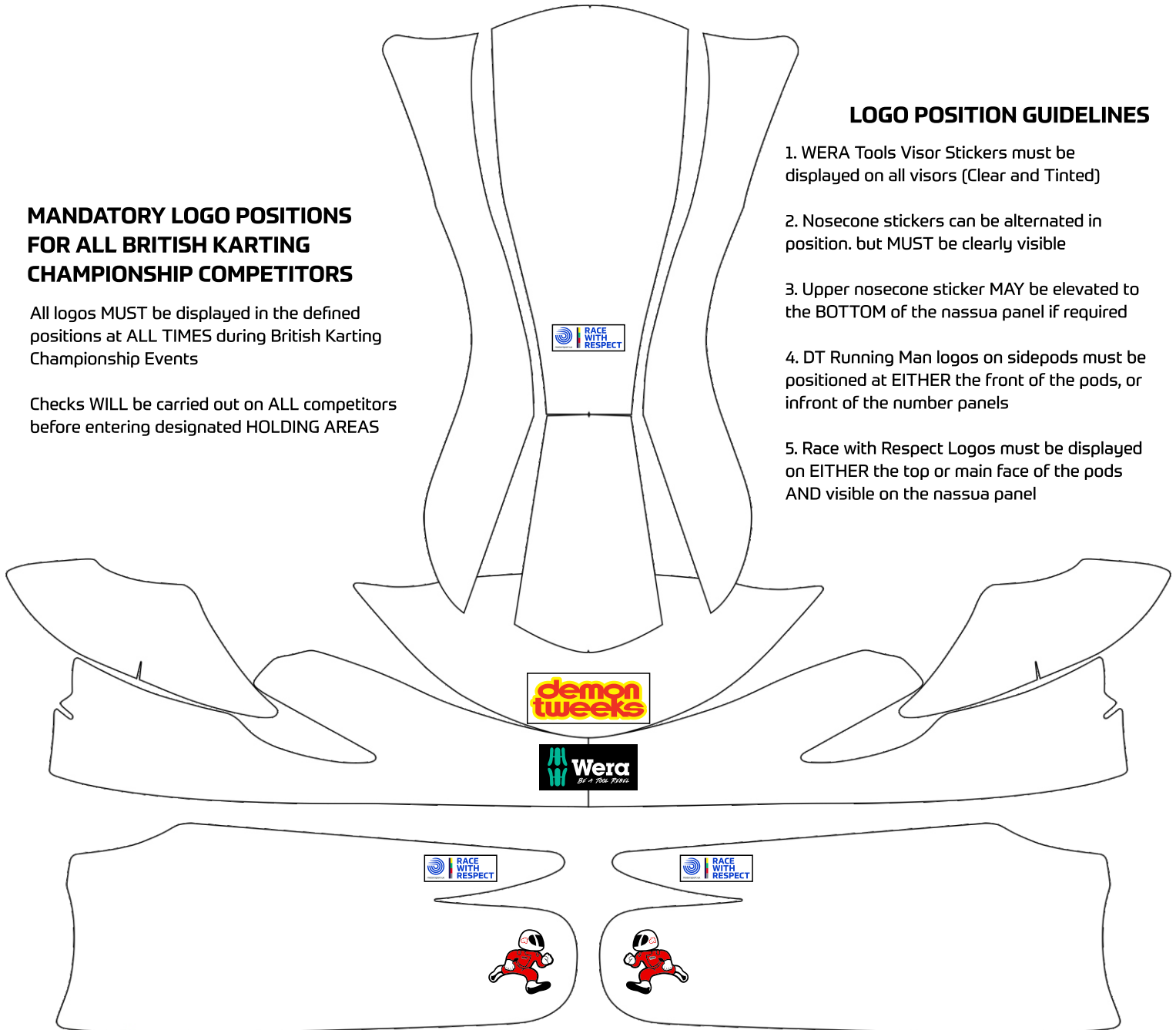
MANDATORY LOGO POSITIONS FOR ALL BRITISH KARTING CHAMPIONSHIP COMPETITORS

All logos MUST be displayed in the defined positions at ALL TIMES during British Karting Championship Events

Checks WILL be carried out on ALL competitors before entering designated HOLDING AREAS

LOGO POSITION GUIDELINES

1. WERA Tools Visor Stickers must be displayed on all visors (Clear and Tinted)
2. Nosecone stickers can be alternated in position, but MUST be clearly visible
3. Upper nosecone sticker MAY be elevated to the BOTTOM of the nassua panel if required
4. DT Running Man logos on sidepods must be positioned at EITHER the front of the pods, or in front of the number panels
5. Race with Respect Logos must be displayed on EITHER the top or main face of the pods AND visible on the nassua panel



* ALL MANDATORY STICKERS WILL BE SUPPLIED AT THE RACE CENTRE